

# 07 URBANISATION AND URBAN DEVELOPMENT

## INTRODUCTION

Urbanisation refers to the population shift from rural to urban areas, "the gradual increase in the proportion of people living in urban areas", and the ways in which each society adapts to the change. Urban areas are more suitable for high value sectors like services and industry, giving the higher income and purchasing power of residents, availability of skillset and other infrastructural requirements.

According to United Nations Global Sustainable Development Report, 2023, more than half of the world's population have been living in cities and this share is projected to rise to 66.66 per cent by 2050. Urbanisation is the engine for economic growth and this is evident from the fact that cities and metropolitan areas contribute about 80 per cent of global GDP (United Nations Sustainable Development Report 2023). Urban settlements serve as hubs for development, where the interplay of commerce, government and transportation provides the infrastructure necessary for sharing knowledge and information, driving innovation, entrepreneurship and growth.

## URBANISATION IN RAJASTHAN

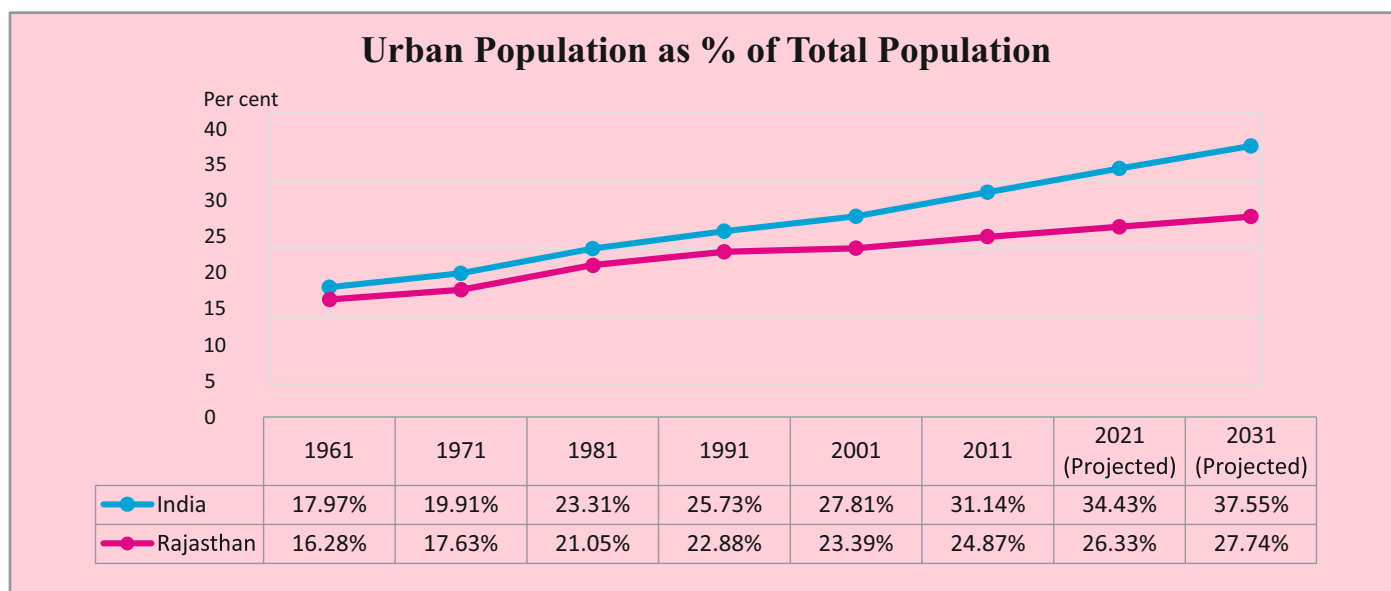
The trend of urbanisation in Rajasthan has also been

increasing along similar lines as at the national level. The percentage share of India's urban population in India's total population increased from 17.97 per cent (1961) to 31.14 per cent in 2011. Similar trends can be observed in Rajasthan as percentage share of Rajasthan's urban population in its total population increased from 16.28 per cent (1961) to 24.87 per cent in 2011. As per the report of the technical group on population projections by National Commission on Population, Ministry of Health and Family Welfare, Government of India, the projected percentage share of urban population for India is 34.43 per cent in 2021 and will be 37.55 per cent in 2031 while in Rajasthan it is 26.33 per cent in 2021 and will be 27.74 per cent in the year 2031 as shown in figure 7.1.

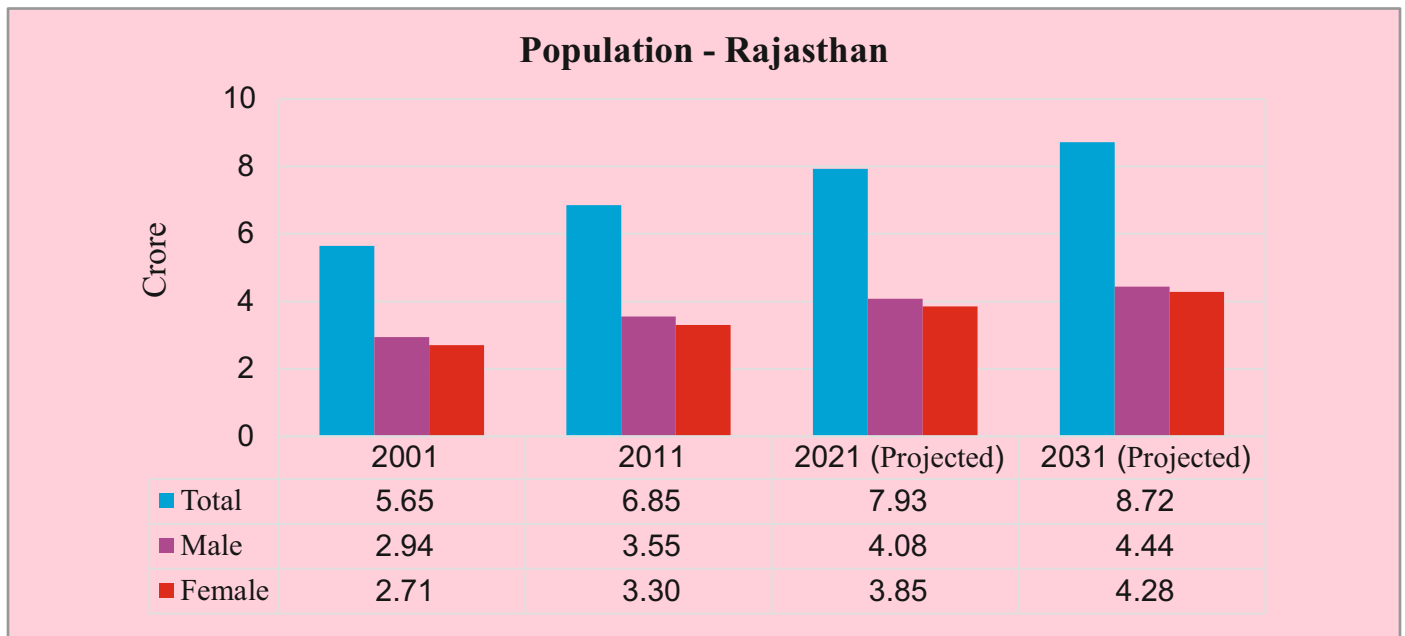
The total population of Rajasthan in 2001 was 565 lakh which includes 294 lakh of male population and 271 lakh of female population which is expected to reach at 872 lakh which includes 444 lakh male population and 428 lakh female population in 2031 as shown in figure 7.2.

The total population living in urban areas of Rajasthan in 2001 was 132 lakh which include 70 lakh of male population and 62 lakh of female population which is expected to reach at 242 lakh including 126 lakh male population and 116 lakh female population in 2031 as shown in figure 7.3.

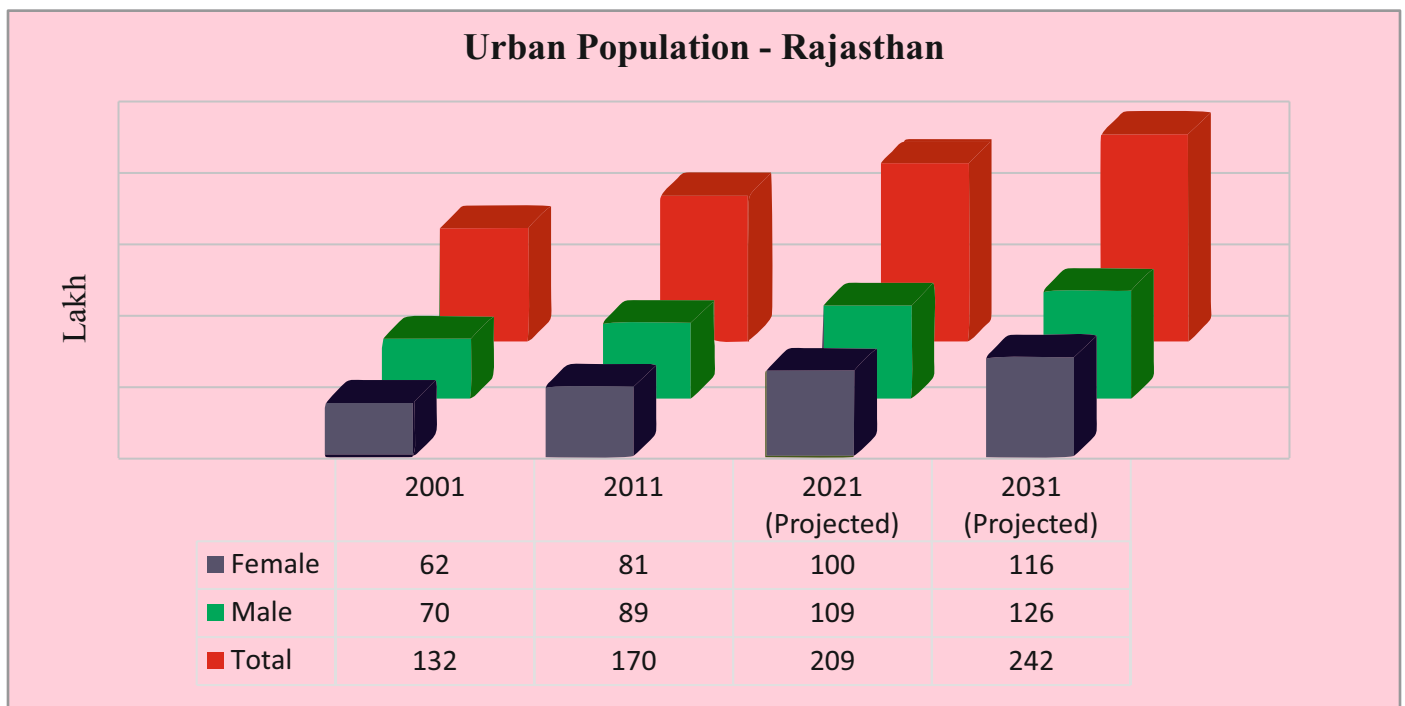
Figure 7.1



**Figure 7.2**



**Figure 7.3**



**Child Population (0-6 Age Group)**

In Rajasthan, the total population of children in the age group of 0-6 years has remained almost constant which was 107 lakh in 2001 and 106 lakh in 2011. Out of which 52.34 per cent were boys, whereas in 2011 boys per cent remained same and girls reduced a bit to 47.17 per cent. In contrast, the population size of

children in urban areas of Rajasthan increased from 20.64 lakh in 2001 to 22.35 lakh in 2011. Out of the total urban population of children in this age group, 53.37 per cent of children were boys, whereas 46.63 per cent were girls in the year 2011, as compared to 52.98 per cent boys and 47.02 per cent girls in the year 2001.

**Sex Ratio:**

Sex Ratio in urban regions of Rajasthan was 914 females per 1,000 males in 2011, as compared to 890 females in 2001 which shows that the sex ratio in urban region has increased by 24 females per 1,000 males. However, the rural areas continue to exhibit a more balanced sex ratio than urban areas (region

wise). The sex ratio in rural areas stands at 933 females per 1,000 males in the year 2011 which is marginally higher than the urban areas. In 2001, the sex ratio in rural areas was 930 females per 1,000 males in 2001 which was significantly higher than urban region statistics. According to Census 2011, the details of districts with highest and lowest urban sex ratio in Rajasthan are shown in Table 7.1.

**Table 7.1: Districts with The Highest and Lowest Urban Sex Ratio in Rajasthan**

| Districts with Highest Urban Sex Ratio |            |           |
|--|------------|-----------|
| S.No.                                  | Districts  | Sex Ratio |
| 1.                                     | Tonk       | 985       |
| 2.                                     | Banswara   | 964       |
| 3.                                     | Pratapgarh | 963       |
| 4.                                     | Dungarpur  | 951       |
| 5.                                     | Rajsamand  | 948       |

Source : Census 2011

| Districts with Lowest Urban Sex Ratio |            |           |
|---------------------------------------|------------|-----------|
| S.No.                                 | Districts  | Sex Ratio |
| 1.                                    | Jaisalmer  | 807       |
| 2.                                    | Dholpur    | 864       |
| 3.                                    | Alwar      | 872       |
| 4.                                    | Ganganagar | 878       |
| 5.                                    | Bharatpur  | 887       |

**Child Sex Ratio**

Similar trends can be observed in Child (0-6 years) Sex Ratio in Urban areas and Rural areas. Rural areas have performed better as compared to urban areas, but both the regions have witnessed decline in Child Sex Ratio in 2011 as compared to 2001. The Child Sex Ratio in urban areas stood at 887 girls per 1,000 boys

in 2001 whereas in rural areas, the child sex ratio was 914 girls in 2001. In 2011, the Child Sex Ratio in urban areas decreased to 874 girls per 1,000 boys while in rural areas it decreased to 892 girls per 1,000 boys. According to Census 2011, the details of districts with highest and lowest urban Child Sex Ratio in Rajasthan are shown in Table 7.2.

**Table 7.2: Districts with The Highest and Lowest Urban Child Sex Ratio in Rajasthan**

| Districts with Highest Urban Child Sex Ratio |           |                 |
|--|-----------|-----------------|
| S.No.  | Districts | Child Sex Ratio |
| 1.   | Nagaur    | 907             |
| 2.   | Bikaner   | 906             |
| 3.   | Bhilwara  | 904             |
| 4.   | Baran     | 901             |
| 5.   | Churu     | 899             |

Source : Census 2011

| Districts with Lowest Urban Child Sex Ratio |            |                 |
|---|------------|-----------------|
| S.No.                                       | Districts  | Child Sex Ratio |
| 1.  | Dholpur    | 841             |
| 2.  | Ganganagar | 842             |
| 3.  | Dausa      | 847             |
| 4.  | Alwar      | 851             |
| 5.  | Bharatpur  | 852             |

**Literacy Rate**

Over the years, Rajasthan Government has actively introduced a range of initiatives to strengthen the education sector at all levels. This is reflected in the fact that the literacy rate has continuously witnessed an upward trend from 1961 to 2011. The literacy rate of Rajasthan in 2011 was 66.11 per cent, rising from

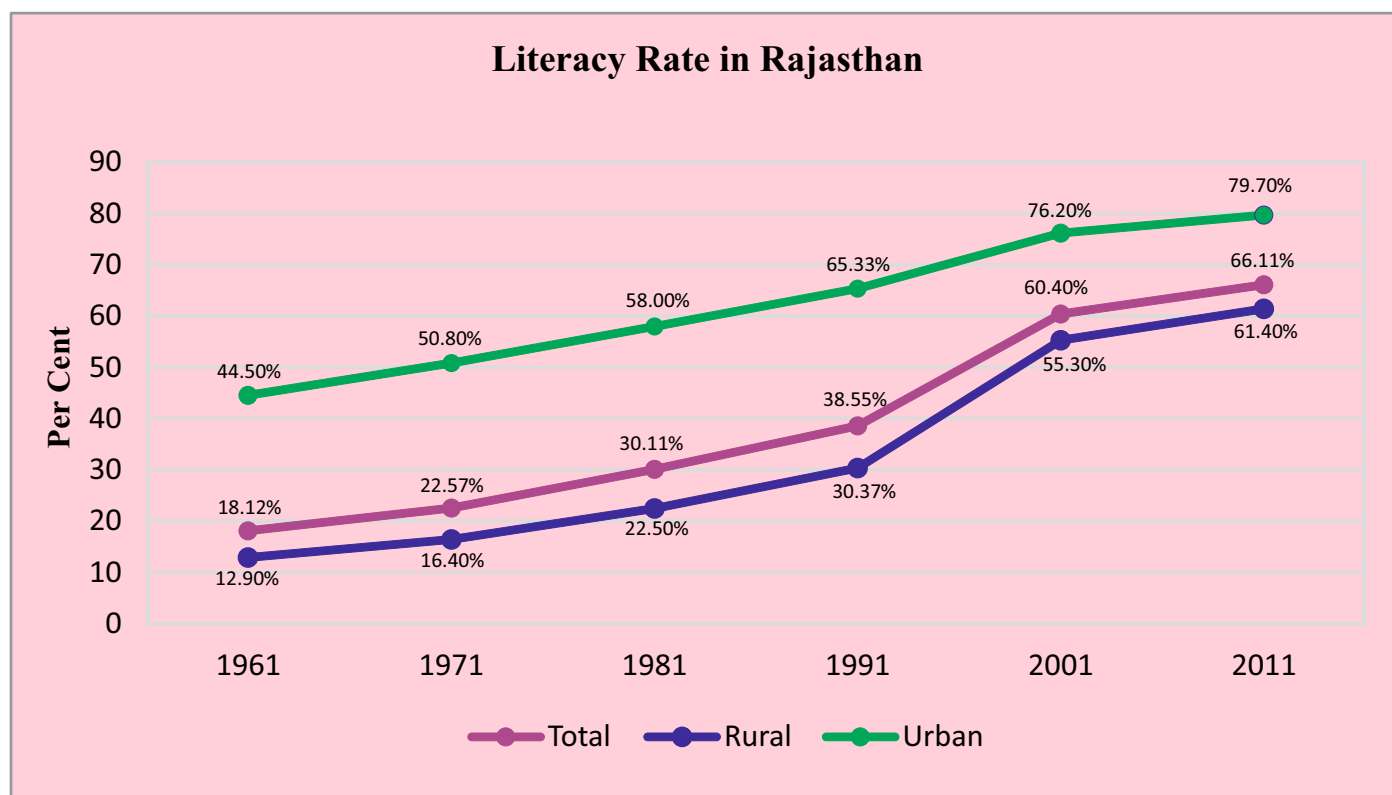
60.40 per cent in 2001. In terms of region-wise performance, average literacy rate in Rajasthan for urban regions was 79.70 per cent in 2011, as compared to 61.40 per cent in rural region as shown in figure 7.4. According to Census 2011, the details of districts with highest and lowest urban Literacy Rate in Rajasthan are shown in Table 7.3.

**Table 7.3: Districts with The Highest and Lowest Urban Literacy Rate in Rajasthan**

| (In per cent)                              |            |               | (In per cent)                             |           |               |
|--|------------|---------------|---|-----------|---------------|
| Districts with Highest Urban Literacy Rate |            |               | Districts with Lowest Urban Literacy Rate |           |               |
| S.No.                                      | Districts  | Literacy Rate | S.No.                                     | Districts | Literacy Rate |
| 1.   | Udaipur    | 87.5          | 1.  | Nagaur    | 70.6          |
| 2.   | Banswara   | 85.2          | 2.  | Jalore    | 71.1          |
| 3.   | Pratapgarh | 84.8          | 3.  | Churu     | 72.6          |
| 4.   | Dungarpur  | 84.4          | 4.  | Dholpur   | 72.7          |
| 5.   | Ajmer      | 83.9          | 5.  | Karauli   | 72.8          |

Source : Census 2011

**Figure 7.4**

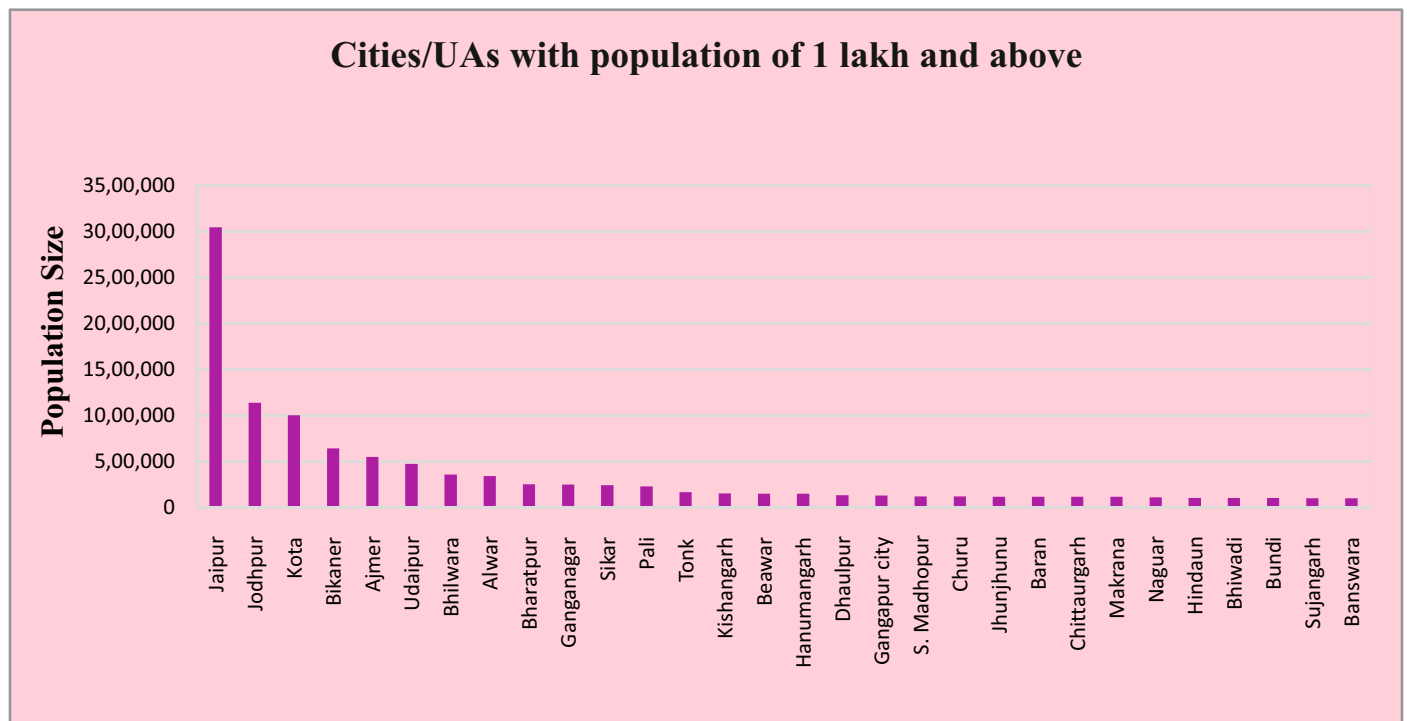


**Cities/ Urban agglomeration (UAs) with population of 1 lakh and above**

Figure 7.5 captures Cities/Urban agglomeration (UAs) with population of 1 lakh and above according to Census 2011. It is observed that Jaipur, with a

population of 30.46 lakh, is the biggest city in Rajasthan with respect to population size, followed by Jodhpur (11.38 lakh), Kota (10.02 lakh) and Bikaner (6.44 lakh) whereas Banswara (1.01 lakh) in urban agglomeration, has the lowest population size.

**Figure 7.5**



**Spatial Variation in Urbanisation**

In terms of urban population in Rajasthan, districts including Kota (60.31 per cent), Jaipur (52.40 per cent), Ajmer (40.08 per cent), Jodhpur (34.30 per cent) and Bikaner (33.86 per cent) are the most urbanised districts, whereas Jalore (8.30 per cent), Pratapgarh (8.27 per cent), Banswara (7.10 per cent), Barmer (6.98 per cent) and Dungarpur (6.39 per cent) are the least urbanized districts. The spatial variation in levels of urbanisation in terms of population is summarised in figure 7.6

**Migration in Rajasthan (Rural-Urban)**

As per the data available in Census 2011, male primarily migrate from rural to urban areas in search of employment opportunities, while female are primarily migrating due to marital reasons in

Rajasthan. Census 2011 indicates that 794 lakh people migrated from rural to urban areas at the national level. In Rajasthan 32 lakh people migrated from rural to urban areas which contribute at 4 per cent of total rural-urban migrants in the country. Figure 7.7 highlights that out of total migrated male population 49.16 per cent migrated from rural to urban areas in search of better opportunities for work/employment, while out of total migrated female population 59.11 per cent migrated / moved due to marital reasons. Similarly, at All India level, 45.06 per cent of total male migrated / moved in search of employment opportunities and 51.80 per cent of total female migrated / moved after their marriage. Thus, it can be observed that people have similar reasons for migration from rural to urban areas, both in Rajasthan and at the national level.

Figure 7.6

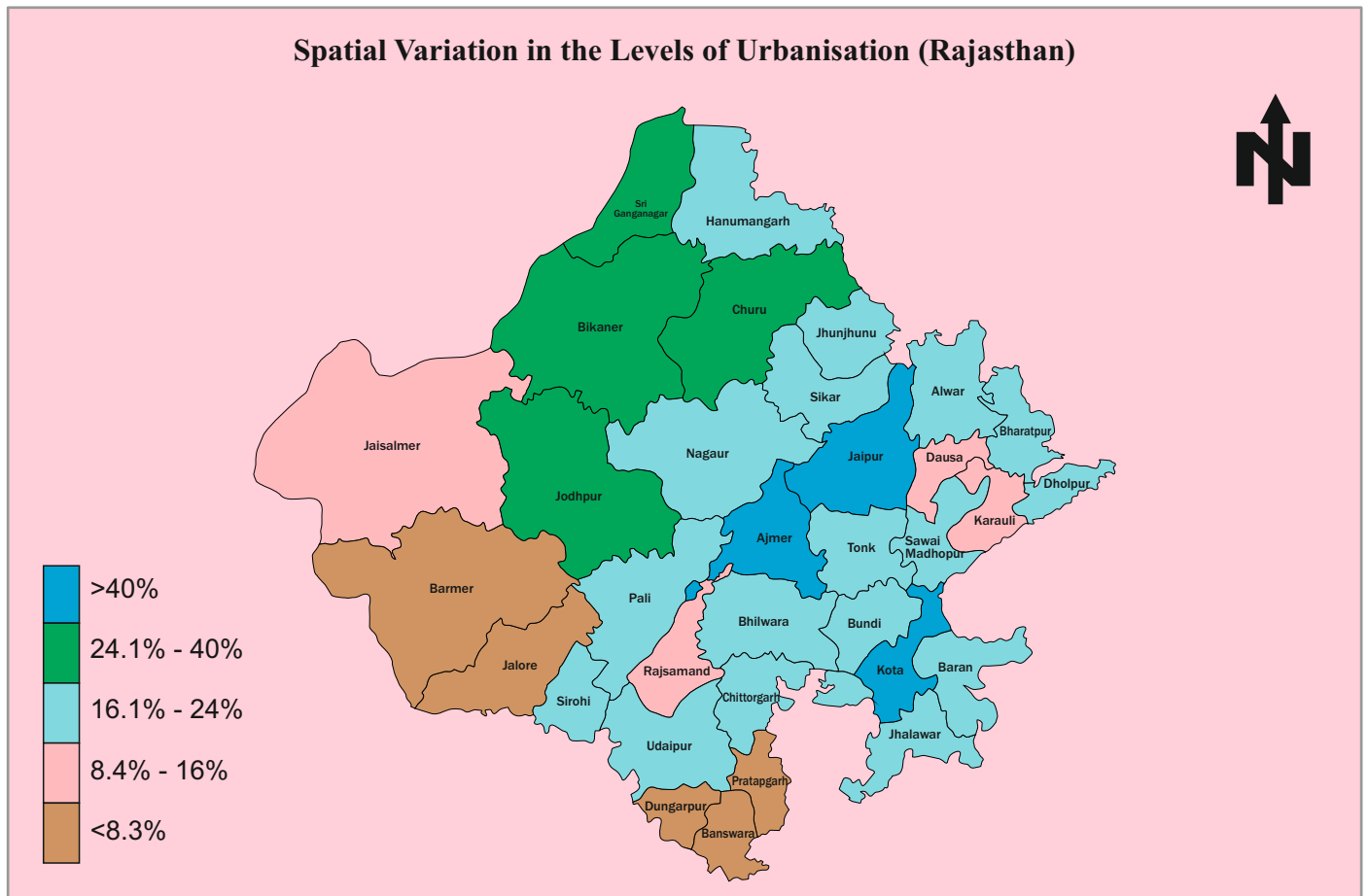
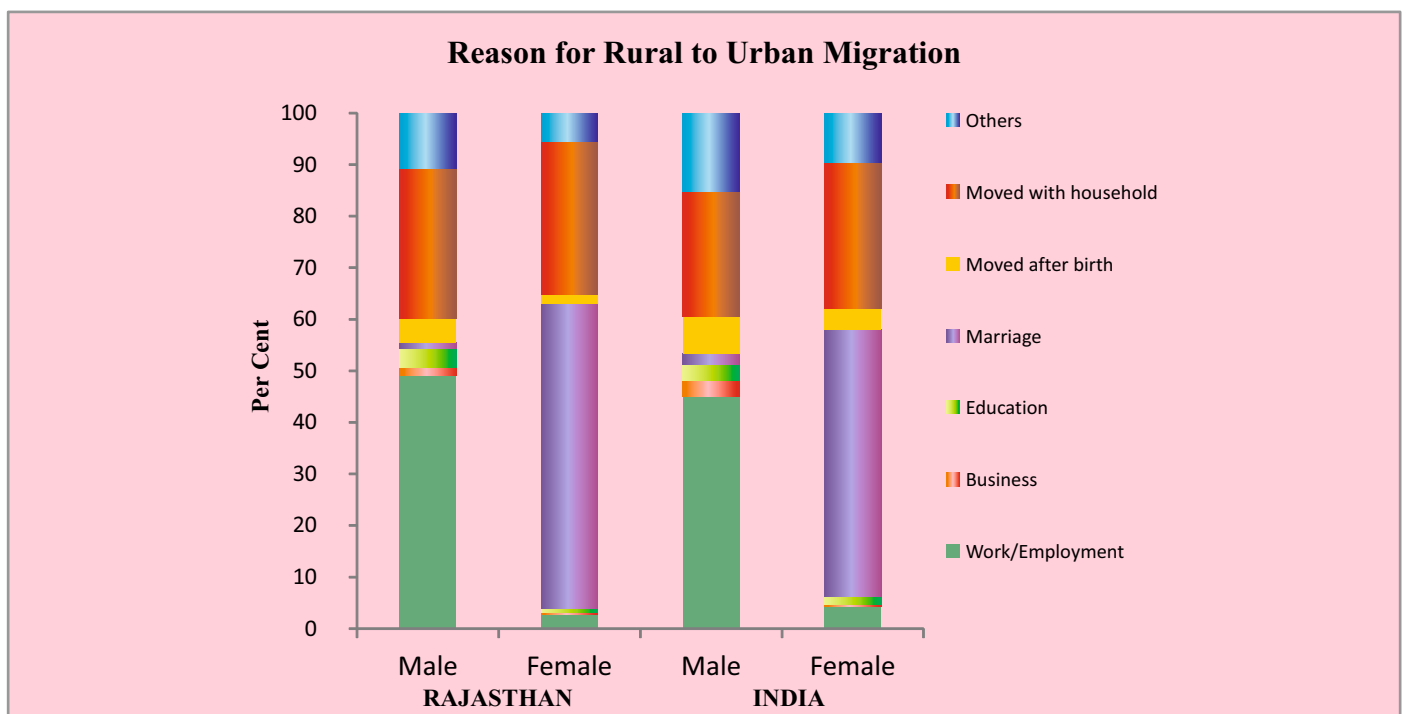


Figure 7.7

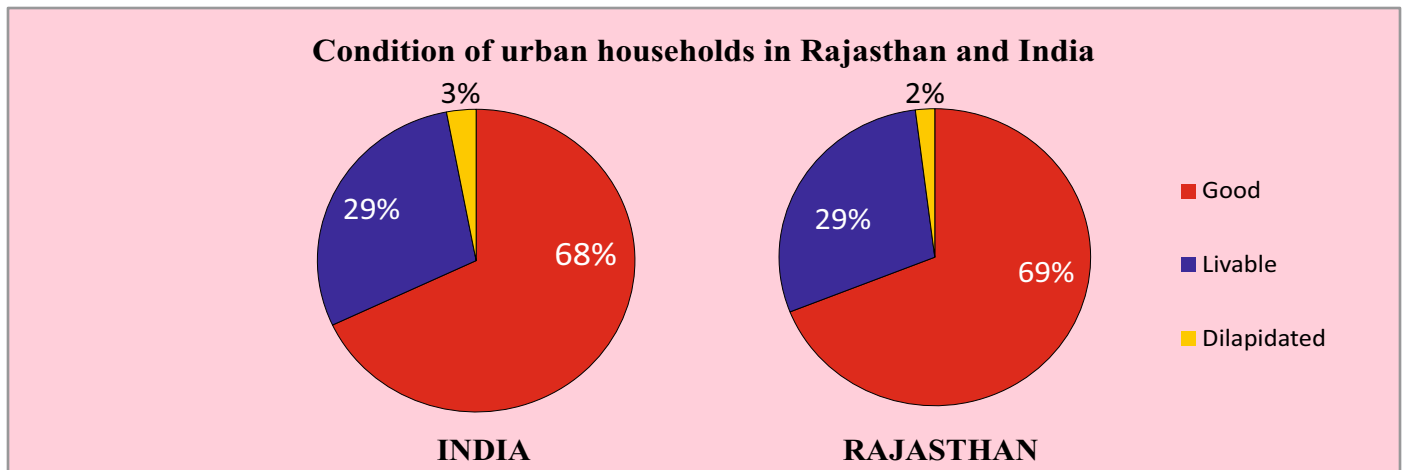


**Urban Housing Conditions in Rajasthan**

Around 68.9 per cent of houses in urban Rajasthan are in 'Good' condition as compared with 68.4 per cent at All-India Level. Census of India classified houses into three categories based on their condition: Good, Livable and Dilapidated. Figure 7.8 shows that in

Rajasthan more than half of urban households have been classified under 'Good' condition while 29.3 per cent have been classified under 'livable' Condition. Further 1.8 per cent of the urban households are in 'Dilapidated' conditions without proper physical infrastructure and hence require immediate attention.

**Figure 7.8**



Source: Census of India 2011

**Slum Dwellers in Rajasthan (Urban)**

Slums form and grow in different parts of the country due to many reasons like rapid rural to urban migration, high unemployment, poverty, economic stagnation, and poor planning. These slums are usually in dilapidated condition lacking basic civic facilities like supply of clean & fresh water, continuous electricity supply, proper hygiene & sanitation conditions etc. which are causing various air and water borne diseases among the slum dwellers. Moreover, the structure of houses in slum areas are often poorly constructed & weak.

Though it is very difficult to define slum areas, the Census Organization classified the following areas as slum:

- All such areas which have been notified by State/Local Self Government or Central Administered by any act as slums.
- All such areas which have recognized as slums by State/Local Self Government and Central Administered areas notified by any act.
- All such congested areas which have a minimum population of 300 or 60-70

households with unplanned residential clusters which totally lack basic civic amenities of light, drinking water, sanitation, unpolluted air etc.

The population of slum dwellers in Rajasthan is 20.68 lakh as per Census 2011 constituting 12.13 per cent of the total urban population.

The highest number of slums dwellers is 3.23 lakh living in the limits of Jaipur Municipal Corporation which alone constitutes 15.64 per cent of slum population of the State and 10.62 per cent of total population of the city. It is followed by Kota (Municipal Corporation) 15.44 per cent, Jodhpur (Municipal Corporation+Out growth) 12.29 per cent, Bikaner (Municipal Corporation) 5.89 per cent, Ajmer (Municipal Corporation) 5.35 per cent, Udaipur (Municipal Corporation) 3.13 per cent, Ganganagar (Municipal Council+out growth) 2.44 per cent of the State's slum population. The highest percentage of slum dwellers to total population of the city has been recorded at 74.53 per cent for Pilibanga (M) followed by Jahazpur (M) 63.79 per cent, Kesrisinghpur (M) 61.46 per cent respectively. Demographic status of slums in Rajasthan given in table 7.4

**Table 7.4 Demographic Status Of Slums in Rajasthan, Census-2011**

| S. No. | Particulars                                     | Unit                              |         |
|--------|---|-----------------------------------|---------|
|        |   |                                   |         |
| 1      | Slum households                                 | Number                            | 394391  |
| 2      | Slum Population                                 | Number                            | 2068000 |
| 3      | Males   | Number                            | 1078991 |
| 4      | Females   | Number                            | 989009  |
| 5      | 0-6 years                                       | Number                            | 307035  |
| 6      | SC population                                   | Number                            | 582562  |
| 7      | ST population                                   | Number                            | 100675  |
| 8      | Per cent of slum households in urban households | Per cent                          | 16.12   |
| 9      | Per cent of slum population in urban population | Per cent                          | 16.21   |
| 10     | Literacy Rate                                   | Per cent                          | 69.79   |
| 11     | Sex-Ratio                                       | No. of females per thousand males | 917     |
| 12     | Sex-Ratio ( 0-6 year population )               | No. of girls per thousand boys    | 897     |

### URBAN DEVELOPMENT IN RAJASTHAN

To fulfill the basic needs of urban population in a systematic and integrated way, the government has constituted development authorities, urban trusts, Rajasthan Housing Board, Town Planning Office, Jaipur Metro Rail Corporation. Five development authorities namely (Jaipur, Ajmer, Jodhpur, Kota and Udaipur), 12 urban improvement trusts namely (Alwar, Abu, Barmer, Bharatpur, Bhilwara, Bikaner, Chittorgarh, Jaisalmer, Pali, Sri Ganganagar, Sikar and Sawai Madhopur), Rajasthan Housing Board and Jaipur Metro Rail Corporation Limited are engaged in development of civic amenities for the public.

#### Jaipur Metro Rail Corporation

**Phase-1A (Mansarovar to Chandpole):** To provide convenient, fastest, eco-friendly and boosted public transport system, Jaipur Metro Rail service is operational since 3<sup>rd</sup> June, 2015 from Mansarovar to Chandpole in Phase-1A. The cost of Phase-1A was

₹2,023 crore which was fully funded by the State Government.

**Phase-1B (Chandpole to Badi Chaupar):** Jaipur Metro Phase-1B from Chandpole to Badi Chaupar with a length of 2.01 km has been constructed while ensuring that the heritage of the walled city remains preserved. The cost of this project is ₹1,126 crore, out of which the loan of ₹810 crore is from Asian Development Bank (ADB) and rest of the fund provided by Government of Rajasthan. The work of Jaipur Rail Metro project Phase-1B has been completed and is operational since 23<sup>rd</sup> September, 2020.

**Phase-1C (Badi Chaupar to Transport Nagar):** Detailed Project Report (DPR) for Phase 1C from Badi Chaupar to Transport Nagar has been prepared and submitted by Delhi Metro Rail Corporation. The estimated cost of this project is ₹980.08 crore. Administrative and Financial approval for Phase-1C has been granted by State Government and work is currently in progress for the implementation of the project.

**Phase-1D (Mansarovar to 200 Feet bypass Ajmer Road):** Detailed Project Report (DPR) for Phase-1D from Mansarovar to 200 Feet Ajmer Road Chauraha has been prepared and submitted by Delhi Metro Rail Corporation with an estimated cost of ₹204.81 crore. Administrative and Financial approval for Phase-1D has been granted by State Government and work is currently in progress for the implementation of the project.

**Phase 2 (Sitapura to Ambabari):** Detailed Project Report (DPR) of Jaipur Metro Rail Project Phase-2, from Sitapura to Ambabari with a length of 23.50 kilometres has been proposed. The estimated cost of this project is ₹4,602 crore.

**Jaipur Development Authority, Jaipur:** The Jaipur Development Authority (JDA) is responsible for the infrastructural development of Jaipur region. It is responsible for the construction of ring roads, flyovers, bridges, parking places, parks, community centres etc. The authority is also responsible for development of commercial projects and residential schemes. It also caters to the needs of the surrounding rural areas and helps in their development. Other functions of JDA includes development and rehabilitation of Kachchi Bastis, environmental development etc. During the year 2023-24 (up to 31<sup>st</sup> march, 2024) JDA has constructed 1633.44 Km roads, 23.75 Km drains, 213.20 Km sewerage and 121.37 Km electric line works.

During the year 2023-24, total receipts of Jaipur Development authority, is ₹2,283.99 crore which included ₹26.74 crore loan amount. During the same year, an expenditure of ₹2,371.91 crore has been incurred out of which ₹1,750.64 crore as capital expenditure.

**Jodhpur Development Authority, Jodhpur:** Total receipts of Jodhpur Development Authority in the year 2023-24 is ₹423.26 crore and expenditure of ₹340.68 crore incurred on Roads/Flyover, Bridges, Electrification, Sewerage work, Construction/Maintenance of Roads, development of parks and other new construction and maintenance works.

**Ajmer Development Authority, Ajmer:** During the financial year 2023-24 the Ajmer Development

Authority has received ₹261.54 crore and incurred an expenditure of ₹209.07 crore. The amount received from the sale of plots, regulation and other items is being used to beautify the city through maintenance of electricity, water, road, sports ground, sewerage and smart city's work.

**Kota Development Authority, Kota:** Total receipts of Kota Development Authority in the year 2023-24 is ₹1,463.98 crore which includes loan and security amount of ₹359.74 crore. In the same year, a total amount of ₹1,729.30 crore has been spent, in which an amount of ₹1,103.04 crore has been incurred on development works.

**Udaipur Development Authority, Udaipur:** Total receipt of Udaipur Development Authority in the year 2023-24 is ₹637.68 crore and a total amount of ₹424.38 crore has been spent, out of which ₹373.46 crore has been capital expenditure and the remaining amount of ₹50.92 crore has been spent on recurring expenditure, miscellaneous deposits, salaries and allowances etc.

**Real Estate Regulatory Authority, Rajasthan (RERA):** To facilitate the growth and promotion of a healthy, transparent, efficient and competitive real estate sector while protecting the interests of allottees, promoters and real estate agents, as provided under the Act and Rules, Government of Rajasthan has constituted the Rajasthan Real Estate Regulatory Authority (RERA) and the Real Estate Appellate Tribunal on 6<sup>th</sup> March 2019.

RERA has a web portal [rera.rajasthan.gov.in](http://rera.rajasthan.gov.in). All applications for registration of projects, agents and the complaints all are made online through this web portal. The cumulative progress made by RERA till 31<sup>st</sup> March, 2024 is given below:

- A total of 3,019 real estate projects have been registered under RERA.
- A total of 8,178 real estate agents have been registered in RERA.
- Out of a total of 4,892 complaints received, 3,224 complaints have been resolved and remaining complaints are under the process of hearing.

**RAJASTHAN HOUSING BOARD (RHB)**

Rajasthan Housing Board was established on 24<sup>th</sup> February, 1970 as an autonomous body to suggest

measures for dealing with and fulfilment of housing needs in the State. Activities of RHB for the year 2023-24 are given in table 7.5

**Table 7.5: Activities of Housing Board during the year 2023-24**

| S.No | Activities           | Unit    | Target | Achievement |
|------|----------------------|---------|--------|-------------|
| 1    | New houses taken up  | Number  | 2848   | 1803        |
| 2.   | Houses completed     | Number  | 3075   | 3431        |
| 3.   | House allotted       | Number  | 5107   | 5166        |
| 4.   | Houses handed over   | Number  | 5033   | 6218        |
| 5.   | Expenditure on works | ₹ Crore | ---    | 508.74      |
| 6.   | Receipts             | ₹ Crore | ---    | 722.52      |

**Some of the initiatives of Rajasthan Housing Board:**

A new registration scheme of 2,101 independent houses and 980 flats, totaling 3,081 houses/flats has been created by the Board for new projects in various cities of the State. In the first phase, a total of 12 schemes with 3,001 flats/houses have been launched by RHB on 15<sup>th</sup> march, 2024, for which 36,976 online applications were received.

- **Vidhayak Awas Yojna:** A total of 160 flats (2B+G+8) with ultra modern facilities have been built on 24,160 square meters of land with an outlay of ₹500 crore in Vidhayak Nagar (West), Jyoti Nagar, Jaipur.
- **Constitution Club of Rajasthan:** On the lines of Constitution Club of India, a Constitution Club has been built in Rajasthan with an outlay of ₹90 crore on a plot of 4,948.92 square meters in Vidhayak Nagar East, which includes ultra-modern facilities of restaurant, coffee house, swimming pool, meeting room and conference hall.
- **Fountain Square:** It is built on 10 acres of land in Mansarovar, Jaipur at a cost of ₹65 crore. It has been inaugurated on 15<sup>th</sup> March, 2024.
- **Kota and Jodhpur Chowpatty:** The construction work of 17 shops and 4 kiosks in Kunhadi Housing Scheme, Kota and 22 shops and 10 kiosks in Chaupasni Housing Scheme, Jodhpur has been completed.
- **AIRES Residency Phase 1 & 2:** In the first phase of this multi-storey (2B+G+12) scheme located in

Pratap Nagar, Jaipur, a total of 180 flats with in 7 blocks on 17,860 square meter plot with cost of ₹138 crore have been inaugurated on 15<sup>th</sup> March, 2024. In the second phase of this residential scheme in Pratap Nagar Jaipur, 114 flats with in 4.5 blocks on 10,992.81 square meter plot with cost of ₹90 crore has been planned.

- Development work of Botanical Garden in City Park of Mansarovar, Jaipur, construction work of 480 flats of economically weaker section and 576 flats of low income group under Chief Minister Jan Awas Yojana in Sector 28 of Pratap Nagar, Jaipur as well as Construction work of 56 flats in low income group in South Extension Scheme, Udaipur have been inaugurated on 15<sup>th</sup> March, 2024.
- **Samridhhi Apartment:** On 15<sup>th</sup> October, 2023 the scheme of 159 flats on 4,961 square meters of land has been started in Pratap Nagar, Jaipur with construction cost of ₹26 crore.
- **Mahi Apartment:** On 03<sup>rd</sup> October, 2023, the scheme of 225 flats on 9,500 square meters of land has been started in Pratap Nagar, Jaipur with construction cost of ₹80 crore.
- **Badli Yojana:** The scheme of 717 flats has been started in Jodhpur on 10<sup>th</sup> October, 2023 with construction cost ₹55 crore.
- **Manpur Housing Scheme:** On 29<sup>th</sup> September, 2023, this scheme of 265 houses has been started in Sector 1, 3 and 4 of Abu Road (Sirohi) with the cost of ₹17 crore.

## Economic Review 2023-24

- **Coaching Hub:** The country's first unique project Coaching Hub is being developed in a planned manner on 65,000 square meter plot in Pratap Nagar, Jaipur. The cost of the project is ₹523 crore and the likely revenue generation will be ₹550 crore.
- **SS Residency:** 175 flats (2B+G+12) of three types of high income group have been planned on 12,537.05 square meter land in Pratap Nagar Jaipur. The total cost of the scheme is ₹127 crore and the construction work of the scheme will be completed by September, 2024.
- **Chief Minister Jan Awas Yojana:** Chief Minister Jan Awas Yojana has been created under Provision 1-A and Pradhan Mantri Jan Awas Yojana Urban 2015, the details of which are as follows:-
  - 712 Flats (G+12), Sector-3, Pratap Nagar Sanganer, Jaipur.
  - 1,056 Flats (G+11), Chenab Apartment Sector 28, Pratap Nagar Sanganer, Jaipur.
  - 240 flats (G+12), Sector-8, Chetak Marg, Pratap Nagar Sanganer, Jaipur.
  - 1346 flats (G+12), Sector-26, Pratap Nagar Sanganer, Jaipur.
  - 340 flats (G+10), Sector-7, Indira Gandhi Nagar, Jagatpura, Jaipur.
  - 392 flats (G+10), Sector-7, Indira Gandhi Nagar, Jagatpura, Jaipur.
  - 712 flats (G+3), Aravali Vihar Bhiwadi, Alwar

7 Chief Minister Jan Awas Yojanas with a total of 4,798 flats have been started first time. Under this scheme, an amount of ₹1.50 lakh will be provided to each beneficiaries.

### **TOWN PLANNING DEPARTMENT**

The objective of the Town Planning department is to guide physical development of towns through preparation of Master plans, Zonal/Sector Plans/Schemes along with providing technical advice to various Government departments, local bodies and other Government agencies. It also assists National Capital Region Planning Board in preparation of its regional plan and implementation of its policies.

#### **Master Plans:**

Master plan of any city provides a vision on a legal framework for its development for a period of around

20 years. Out of 279 municipal towns, master plans for 191 municipal towns have been prepared and approved by the Government. The urban area of Chomu, Bagru and Bassi (New Municipalities) are included in Jaipur Master Development Plan-2025, the urban area of Tapukara and Kotkasim are included in Master Plan of Greater Bhiwadi, the urban area of Neemrana and Bardod is included in master plan of Shahjahanpur, Neemrana and Bhiwadi (SNB) and the urban area of Borawar is included in Makrana Master Plan. 42 new municipalities were constituted in 2023, and their master plan are to be prepared.

#### **National Capital Region (NCR)**

- The Rajasthan Sub-Region of NCR comprises of Alwar and Bharatpur districts, and the Draft Regional Plan of these districts-2041 was released by National Capital Region Planning Board (NCRPB).
- The NCR cell also provides technical opinions and assistance in planning to the administration and local bodies of Alwar and Bharatpur districts.

The projects received financial assistance from NCRPB, New Delhi in Rajasthan sub-region are as follows:

- Jaipur Metro Rail Project - Approved loan of ₹588.05 crore in Phase-1C (Badi Chaupar to Transport Nagar) and ₹122.88 crore in Phase-1D (Mansarovar to Ajmer Road).
- Approved loan of ₹46.98 crore for construction of 120/132 KV GSS lines at Karauli (Unyan) in Alwar.
- Approved loan of ₹17.75 crore for construction of 132/33 KV, 1x31.5 MVA GSS along with transmission line at Barkheda in Alwar.
- Sanctioned loan of ₹87.69 crore for construction of 220/132 KV GS along with transmission line and works at Sikri in Bharatpur.
- Approved loan of ₹16.60 crore for construction of 132/33 KV, 1x31.5 MVA GSS along with transmission line at Phulwara in Bharatpur.
- Approved loan of ₹16.07 crore for construction of 132/33 KV GSS along with transmission line at Chikhru Bayana in Bharatpur.

**DEPARTMENT OF LOCAL SELF GOVERNMENT**

**Deendayal Antyodaya Yojna-National Urban Livelihood Mission (DAY-NULM)**

The mission is being implemented in 213 urban local bodies of Rajasthan. The key components of the DAY-NULM are mentioned below:

- Capacity Building and Training (CB&T)
- Social Mobilization and Institution Development (SM & ID)

- Assistance to urban street vendors (SUSV)
- Scheme for shelter of the urban homeless (SUH)
- Self-Employment Programme (SEP)
- Innovative and Special Projects.

Under this scheme, in the year 2023-24, ₹25 crore has been received, out of which ₹23.62 crore has been incurred. Progress for the year 2023-24 is given in table 7.6

**Table:7.6 Progress Under DAY-NULM in 2023-24**

| Component                                      | Unit   | Acheivement |
|--|--------|-------------|
| Self Help Group (SHGs) formed                  | Number | 3261        |
| Revolving fund given to Self Help Group (SHGs) | Number | 2433        |
| Self employment loan (individual and group)    | Number | 3217        |
| Self Help Group credit linkage                 | Number | 837         |

**Urban Infrastructure Development Scheme for Small and Medium Towns (UIDSSMT)**

The Central Government has launched this scheme with the objective of providing basic infrastructure services to the urban poor in the small and medium size towns. This scheme is applicable to all cities/towns except those selected under Jawaharlal Nehru National Urban Renewal Mission (JNNURM). The Ministry of Urban Development (MoUD) has changed the funding pattern to 60:20:20 (GoI:State:ULB) as per AMRUT funding pattern for 11 projects in progress. The Rajasthan Urban Drinking Water, Sewerage and Infrastructure Corporation Ltd. (RUDSICO) has been nominated as the nodal agency for implementing this scheme in the State. 12 projects including 11 sewerage projects and 1 water supply project amounting of ₹646.24 crore have been sanctioned in 12 towns. 11 Sewerage projects are being executed in Chidawa, Nawalgarh, Suratgarh, Bhadara, Laxmangarh, Jaitaran, Ramgarh Shekhawati, Nimbahera, Bari sadri, Fatehnagar Sanwar, and Kushalagarh, while the water supply project is being executed in Kekri. A total sum of ₹570.78 crore has been utilized against sanctioned amount.

**Rajiv Awas Yojana (RAY)**

19 projects in 16 cities, with a total project cost

amounting to ₹903.15 crore have been sanctioned by the Government of India for the State, in which a total of 16,132 dwelling units (DUs) and required infrastructure will be developed. Out of the sanctioned 16,132 DUs, 7,065 DUs have been constructed and 3,666 DUs have been allotted. All RAY projects have been subsumed under "Housing for All" initiative by the Government of India.

**Rajasthan Urban Development Fund-II (RUDFII)**

Rajasthan Urban Development Fund-II was constituted on 25<sup>th</sup> August, 2021 with the provision to avail loans from HUDCO/ financial institutions/ Banks, receive special/additional grant from the State Government. All ULBs, Development Authorities, Urban Improvement Trust and Rajasthan Housing Board shall also contribute to the fund.

**Smart Cities Mission**

Smart City Mission was launched by Government of India in June 2015 to promote cities that provide core infrastructure, deliver a decent quality of life to their citizens, maintain a clean and sustainable environment and apply 'Smart Solutions' for the development of cities. The mission aims to cover 100 cities in duration of five years. The funding mechanism provides ₹100 crore per city per year for 5 years to be given as a grant

## Economic Review 2023-24

by Government of India and an equal amount will be contributed by the concerned State/ULB. 4 Cities were shortlisted in Rajasthan to be developed as Smart Cities, namely Jaipur, Udaipur, Kota and Ajmer. Under this scheme an expenditure of ₹3,617.42 crore has been incurred against total received amount of ₹3,812 crore in the year 2023-24. Under smart city project

works such as provision of water supply, development of Medical and Education facilities, park development, open air gyms, fire rescue jeeps and bikes, smart roads, smart toilets, public transport system and development of parking are being carried out. The status of fund (available) and expenditure incurred are provided below in table 7.7

**Table 7.7: Status of Fund Available and Expenditure Incurred (₹ crore) up to 2023-24**

| City         | Total Share             |                         |                         |  |             | Available Fund |             |            |                                 |             | Expenditure Incurred |
|--------------|-------------------------|-------------------------|-------------------------|--|-------------|----------------|-------------|------------|---------------------------------|-------------|----------------------|
|              | GoI Share (50 per cent) | GoR Share (30 per cent) | ULB Share (10 per cent) | Parastatal agencies i.e. Development Authority/UIT Share (10 per cent) | Total       | GoI Share      | GoR Share   | ULB Share  | Development Authority/UIT Share | Total       |                      |
| Jaipur       | 500                     | 300                     | 100                     | 100  | 1000        | 490            | 270         | 80         | 100                             | 940         | 878.15               |
| Udaipur      | 500                     | 300                     | 100                     | 100  | 1000        | 490            | 300         | 100        | 100                             | 990         | 955.61               |
| Ajmer        | 500                     | 300                     | 100                     | 100  | 1000        | 490            | 270         | 90         | 92                              | 942         | 888.99               |
| Kota         | 500                     | 300                     | 100                     | 100  | 1000        | 490            | 270         | 90         | 90                              | 940         | 894.67               |
| <b>Total</b> | <b>2000</b>             | <b>1200</b>             | <b>400</b>              | <b>400</b>   | <b>4000</b> | <b>1960</b>    | <b>1110</b> | <b>360</b> | <b>382</b>                      | <b>3812</b> | <b>3617.42</b>       |

### AMRUT Mission

The Atal Mission for Rejuvenation and Urban Transformation (AMRUT) was launched by Central Government in June, 2015. 29 cities in Rajasthan have been selected under AMRUT i.e. Alwar, Beawar, Sikar, Nagaur, Bhiwadi, Pali, Sawai Madhopur, Tonk, Hanumangarh, Bundi, Sujangarh, Dholpur, Gangapur City, Chittorgarh, Bhilwara, Sri Ganganagar, Churu, Jhunjhunu, Baran, Kishangarh, Hindaun City, Jaipur, Jodhpur, Ajmer, Kota, Bikaner, Udaipur, Bharatpur and Jhalawar. The sectors identified under this mission are water supply, sewerage and septage, drainage and Green Spaces.

The total project cost for the mission period up to March, 2024 is ₹3,223.94 crore. A total of ₹1,515.08 crore Central Government share and ₹874.75 crore State Government share have been received so far and ₹91.69 crore were sanctioned from Housing and Urban Development Corporation Ltd. (HUDCO) against State share and transferred to local bodies. As ULB share, ₹98.06 crore has been released as grant from Directorate Local Bodies Department and ₹397.84 crore has been released to urban local bodies as ULB share by sanctioning loan from HUDCO. The remaining amount is being borne by the bodies

themselves. A total Utilization Certificate of ₹2,832.47 crore has been submitted to Central Government. At present physical progress of on-going works is 97 per cent and financial Progress is 94 per cent.

### Atal Mission for Renewal and Urban Transformation (AMRUT 2.0)

AMRUT 2.0 scheme has been launched by the Government of India on 01<sup>st</sup> October, 2021 under which it is targeted to provide drinking water to all the houses through "Har Ghar Nal" by the year 2025-26 through water supply schemes in all urban bodies. Under the said scheme, the Central Government's share in cities with population of less than 1 lakh is 50 per cent, in cities with population more than 1 lakh but less than 10 lakh, the Central Government's share is 33.33 per cent, in cities with population more than 10 lakh, the Central Government's share is 25 per cent and the remaining part is to be borne by the State Government. 10 per cent of the State Government's share is to be borne by the concerned municipal body.

Under this mission sewerage, rejuvenation of water bodies and water supply works are to be executed against which central assistance is ₹3,552 crore. 38 Sewerage project in 31 ULBs of ₹5341.57 crore were approved, out of with 37 works have been

awarded. Up to 31<sup>st</sup> March, 2024 works of ₹401.74 crore have been executed. Under these works, approximately 24.35 lakh people will be benefited by providing sewer connections to 4.87 lakh houses. 56 works of Rejuvenation of Water bodies and Green Spaces with the cost of ₹229.23 crore have been approved out of which 50 works have been awarded. Up to 31<sup>st</sup> March, 2024 works of ₹58.83 crore have been executed.

Under AMRUT 2.0, works worth ₹5,123.06 crore have been approved by the Government of India related to water supply in 183 urban bodies of Rajasthan, which will be implemented through the Public Health Engineering Department.

### **LED Light Project**

The “Energy Saving Project” has been initiated in the State to save energy in street lighting. The aim of the project is to increase the lighting level on roads and to reduce the electricity consumption. Work of setting up LED lights is almost completed in 191 local bodies. A total of 12.02 lakh LED lights have been installed in Rajasthan up to 31<sup>st</sup> March, 2024.

### **Swachh Bharat Mission (Urban) 1.0**

Swachh Bharat Mission (Urban) aims to achieve better level of cleanliness all over India through public participation, construction of Individual Household Latrine (IHHL), community/public toilets, urinals and solid waste management. As per the progress report of ULBs, 3.69 lakh Individual Household Latrine (IHHL), 22,547 Seat of communities/public toilets (CTs/PTs) have been completed so far. 213 ULBs of Rajasthan have been declared Open Defecation Free (ODF) and have also been certified by Government of India. As per mission outlay of ₹611.34 crore has been released by Government of India and ₹314.61 crore by State Government as State matching share.

### **Swachh Bharat Mission Urban 2.0**

The mission has been launched in October, 2021, for the period of 5 years. The main components of SBM(U) 2.0 are Toilet Construction i.e. Individual Household Latrines (IHHL), community/public toilets (CTs/PTs), Urinals, Solid waste management, used water management, IEC&CB. During the mission period total allocation for State is ₹1,770.27 crore and ₹252.10 crore has been received from Government of India and State matching share of ₹167.31 crore has been received. The Action plan of ₹3,136.56 crore has

been approved by State Level Technical Committee (SLTC) and submitted to Ministry of Housing and Urban Affairs (MoHUA) for release of central share of ₹1454.49 crore and accordingly, the State matching share will be contributed as per the guidelines of SBM (U) 2.0.

### **Shri Annapurna Rasoi Yojana**

Shri Annapurna Rasoi Yojana is currently being run in urban bodies by the State Government, dedicated to good governance, which is realizing the concept of 'Lakshya Antyodaya-Pran Antyodaya-Path Antyodaya' in the State. By spending ₹250 crore every year for running 1000 Rasoi's in 240 urban bodies in the State, people can be benefited by serving 5.47 crore food plates every year.

Under the scheme, pure and nutritious food is being provided to the general public by respectfully sitting in permanent kitchens for two meals (lunch and dinner) at ₹8 per plate, with a State grant of ₹22 per plate is being given by the State Government. Under the scheme, up to 31<sup>st</sup> March, 2024, 19.17 crore plates have been served and the needy have been benefited.

### **Pradhan Mantri Awas Yojana (Urban)**

This housing scheme aims to provide affordable house to the homeless, Economically Weaker Section (annual income up to ₹3.00 lakh) and Lower Income Group (annual income ₹3.00 to ₹6.00 lakh). 1.57 lakh houses have been sanctioned by the Central Government in the State, out of which 33,580 houses under the “Affordable Housing in Partnership (AHP)” component and 1,23,420 under “Beneficiary Led Individual House Construction ( BLC)” component. Apart from this, 1,48,362 housing under “Credit Linked Subsidy Scheme (CLSS)” component has been sanctioned by the concerned Development Authority/ Development Trust/ Municipal Body/ Housing Board on the private land of the developer under the grant component in the loan. Thus, a total of 3,05,362 houses have been sanctioned in the State under the Pradhan Mantri Awas Yojana (Urban). Out of the sanctioned houses, 76,122 houses are under construction and 1,68,793 houses have been completed.

## Economic Review 2023-24

### **Rajasthan Transport Infrastructure Development Fund**

Rajasthan Transport Infrastructure Development Fund (RTIDF) was established in 2011-12 for the management of a well-organized, safe, pollution-free and easy transport system in the State. The total amount available in the said funds is being used to provide funds and loan to the departments/urban local bodies/companies and corporations related to transport management. A total amount of ₹6471.82 crore has been collected under the fund from the financial year 2011-12 to 2023-24 (as on 31<sup>st</sup> December, 2023), out of which ₹4775.45 crore has been spent up to March, 2024.

### **Some of the initiatives of Local Self Department are as follows:**

- **Prashashan Shehro Ke Sang Abhiyan** : For the speedy solution of problems related to urban bodies of common citizens, campaign “Prashashan Shehro ke Sang” has been started in all the urban bodies of the State. 6,67,430 pattas (2,73,446 on agricultural land, 2,57,032 of 69-A, 22,410 of Kachchi Basti Regulation, 57,089 of State Grant Act 2,100 of EWS/LIG, 55,353 re-pattas after surrender of previously issued pattas) have been distributed in the campaign up to 31<sup>st</sup> March, 2024.
- Under Section 69-A of the Rajasthan Municipal Act, on properties built up to 31<sup>st</sup> December, 2018 on non-agricultural, abadi land of all cities, pattas are provided for ₹501. There is a rebate of up to 75 per cent on lease rate in colonies settled on agricultural land as well as on building permit fees, land use change fees, subdivision / reorganization fees and name transfer fees.
- **Indira Gandhi Urban Credit Card Scheme:** Under the Indira Gandhi Urban Credit Card Scheme, ₹50,000 interest free loan is being made available to 5 lakh street vendors in urban areas, Up to 31<sup>th</sup> March, 2024 applications of 6,56,000 beneficiaries have been sent to the banks and ₹710 crore have been disbursed to 2,49,000 beneficiaries.

### **Indira Gandhi Shahari Rojgar Guarantee Scheme:**

The main objective of the scheme is to provide financial support to the persons aged 18 to 60 years of needy families living in urban areas by providing employment to them. This scheme was initially started with providing employment of 100 working days on the basis of free registration, which has been increased to 125 working days in the financial year 2023-24.

Under this scheme, employment has been allotted to 3.19 lakh families in the year 2023-24. In the same year, a total of 10,824 works have been sanctioned and ₹339 crore has been paid and 202.61 lakh man-days have been created. More than 80 per cent of the workers employed under the scheme are women workers.

### **Local self-Department is providing online services to the urban citizens of the State which are as follows:**

Local Self Department is providing online services to urban citizens of the State through portal which are as- Building Plan Approval System, Trade Licence and Auto Renewal, Fire NoC, Sewer Connection, UD/Property Tax, 90A, Mobile Tower & OFC Permission, Name Transfer, Signage License, Property ID, Lease Dead (Patta), Subdivision Reconstitution, Lease money Deposit. At present, applications for all the services related to the department are being accepted online and are being disposed off online. For transparency in the auction process, e-auction portal has been prepared and auctions are being conducted in urban bodies through this only. Process is underway to prepare a unified portal to bring uniformity in the online process of Urban Development Department, Self-Governance Department and Housing Board.

### **RUIDP Phase-III**

Works amounting of ₹3,930.45 Crore are being executed in 12 cities namely Pali, Jhunjhunu, Sriganganagar, Tonk (sewerage and water supply works) and Bhilwara, Bikaner, Sawai Madhopur, Udaipur, Mount Abu, Jhalawar-Patan, Kota (sewerage) and Banswara (Drainage). Out of which, water supply in Pali, sewerage and water supply in Jhunjhunu, sewerage in Bhilwara, drainage in Banswara and sewerage works in Bikaner, Sawai-Madhopur, Kota, Pali, Udaipur and Mount Abu have been completed. Sewerage and water supply works are expected to be completed in Tonk, Kota, Jhalawar and Sri Ganganagar. An amount of ₹3,513.34 crore has been spent up to 31<sup>st</sup> march, 2024.

### **RUIDP Phase IV Trench-I**

Works amounting of ₹3,076.63 crore are being executed in 14 cities namely Sirohi, Abu Road, Sardarshahar, Banswara, Khetri, Mandawa, Kuchaman (sewerage and water supply works) and Ratangarh, Fatehpur, Pratapgarh, Ladnu, Didwana, Makrana (sewerage work) and water supply work in Laxmangarh is in progress. Fecal Sludge and Septage Management (FSSM) work in 13 cities amounting

₹62.07 crore also awarded. An amount of ₹1,755.29 crore has been spent on the project up to March, 2024.

### **RUIDP Phase IV Trench-II**

Under RUIDP Phase IV tranche-II, from Asian Development Bank (ADB) loan works costing of approx. ₹2,450 crore in 24 cities as per need of infrastructure works of sewerage, water supply, urban beautification and faecal sludge and septage management (FSSM) etc. will be done. Under this project, work orders worth ₹1,989 crore have been issued, which includes sewerage work in Jodhpur, Barmer and Bharatpur, sewerage and water supply work in Nokha, Bundi, Dungarpur, Balotra and Sagwara, water supply work in Nimbahera and Nathdwara, drainage work in Jodhpur, Nawalgarh, Ratangarh, Bundi and Bhawanimandi and urban beautification work in Bharatpur, Sagwara and Jaisalmer. ₹446 crore has been spent on the project. About 49.90 lakh people will be benefited from the development works of RUIDP fourth phase.

### **URBAN WATER SUPPLY**

There are 251 towns including 33 district headquarters in the State. All the 251 urban towns of the State of Rajasthan are covered by piped drinking water supply system (having household water connections). Out of these towns, about 85 towns rely on surface sources and 89 towns depend on groundwater sources. Remaining 77 towns are dependent on a mix of both surface and groundwater sources. All seven major towns in the State, i.e. Jaipur, Ajmer, Jodhpur, Bikaner, Bharatpur, Kota and Udaipur are getting water from various sustainable surface water sources. Some other towns are also facing shortage of water due to failure of local sources on account of excess drawl and poor recharge of groundwater sources. Furthermore, the Government has taken a policy decision to shift the water supply schemes from groundwater to surface

water sources to reduce dependence on groundwater.

Apart from the major water supply projects, several other schemes are also sanctioned, executed or proposed for long-term solution of the drinking water problem. To meet the challenges posed by scarce drinking water, drinking water transportation has been carried out during summer period every year in areas which are either not covered with water supply schemes or tail-end areas where water supply diminishes in summer period. 51 drinking water transportation have been carried out in urban towns in the year 2023-24.

In Rajasthan, multiple agencies/government departments are responsible for water supply. These include ULBs, UDH, Public Health Engineering Department (PHED), Development authorities/UITs and Rajasthan Urban Sector Development Investment Programme (RUSDIP).

**Tube well, Hand pump construction in urban area:** The Drinking water supply in most of the towns in the State is depends on ground water. During the year 2023-24, 601 Tube wells and 410 Hand pumps have been installed in urban area of the State.

**Hand pump repair in urban area:** Public Health Engineering Department (PHED) has been running hand pump repairing campaign in towns for maintaining hand pumps in working conditions to provide drinking water in urban areas round the year. During the year 2023-24, 33,672 hand pumps have been repaired.

**Budget provision and expenditure for capital works in Urban Sectors (Including major projects):** Funds have been provided by the Central Government and the State Government as per annual plan of the department for execution of capital works. ₹1,916.67 crore has been incurred against budget provision of ₹2083.51 crore in the year 2023-24.

